

Ego 2 slim



Single and twin flanged electronic circulators in cast iron

Electronically-controlled circulators with permanent magnet rotors. Ego circulators differ from standard, fixed-speed pumps due to their capability for continuous adjustment based on the actual demands of the system; this feature allows you to make considerable savings in electricity, as well as guarantee reduced noise levels. Suitable for hot and cold water circulation in general, air-conditioning plants, industrial, domestic and central heating systems, constant and variable flow systems where work point optimization is required.



- AISI 316**
AISI 316 rotor shirt without welding points
- Bronze version for sanitary water available
- Practical and easy to use
- High efficiency
- Insulation casing included
- SSR**
SSR module included

Technical data

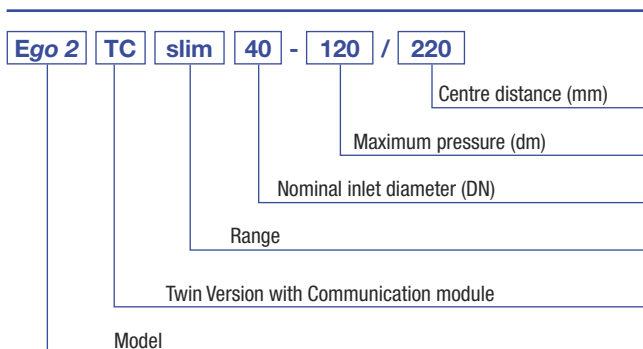
Max. pressure	10 bar
Liquid temperature (clear water)	-10 ÷ +110°C
Ambient temperature	0 ÷ +40°C
Min. suction pressure	- 0,05 bar at 50°C - 0,8 bar at 80°C - 1,4 bar at 110°C
Insulation class	F
Protection degree	IP44
Voltage	Single phase 1~230V

The pump does not have an internal motor protector, therefore overload protection must be provided by the user.

Materials

Pump body	Cast iron with cataphoresis coating
Impeller	Technopolymer
Shaft	AISI 316 (EN 1.4401) stainless steel
Rotor can	AISI 316 (EN 1.4401) stainless steel

Identification code



Ego 2 slim

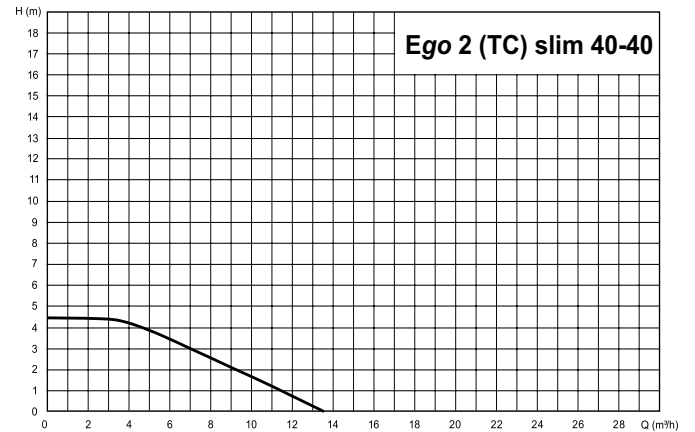
Single and twin flanged electronic circulators in cast iron



Ego 2 (TC) slim 32-120



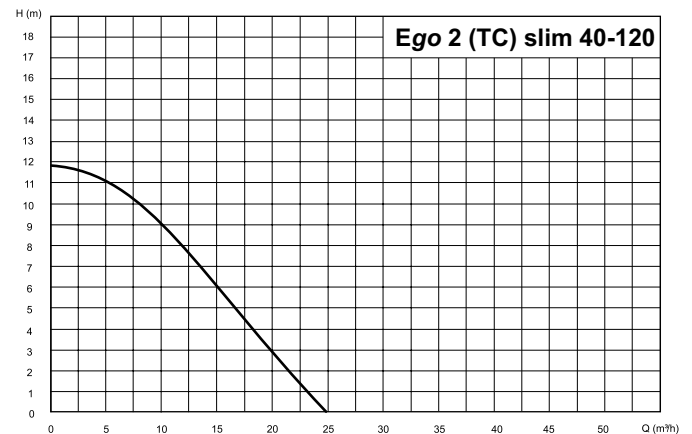
Ego 2 (TC) slim 40-40



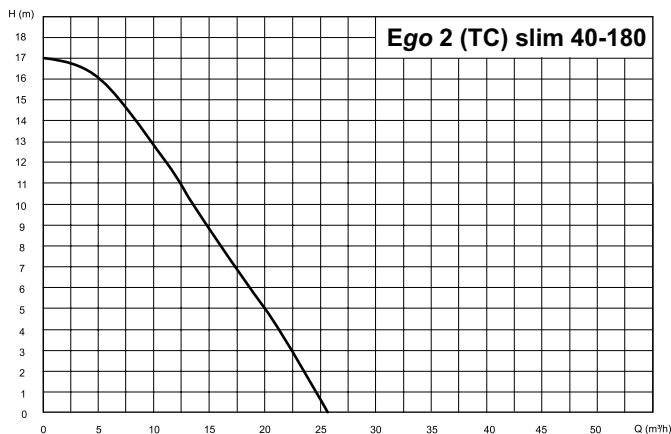
Ego 2 (TC) slim 40-80



Ego 2 (TC) slim 40-120



Ego 2 (TC) slim 40-180



Ego 2 (TC) slim 50-40



Ego 2 slim

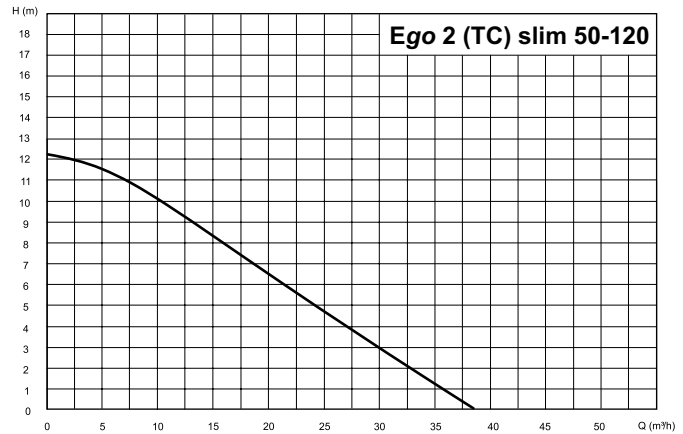
Single and twin flanged electronic circulators in cast iron



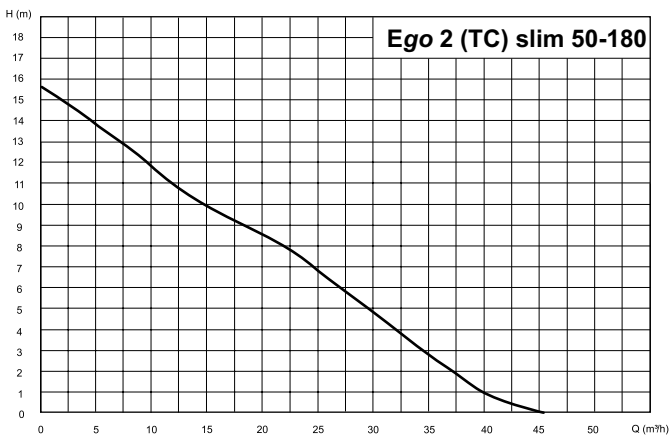
Ego 2 (TC) slim 50-80



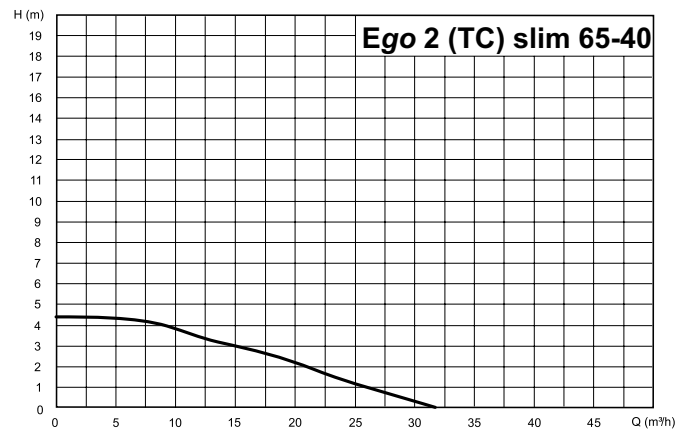
Ego 2 (TC) slim 50-120



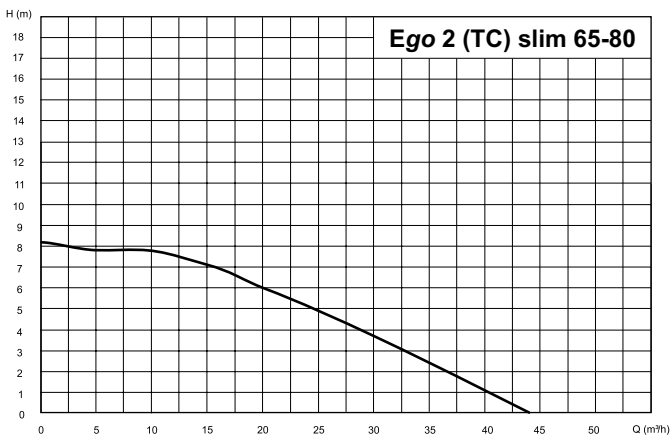
Ego 2 (TC) slim 50-180



Ego 2 (TC) slim 65-40



Ego 2 (TC) slim 65-80



Ego 2 (TC) slim 65-120



Ego 2 slim

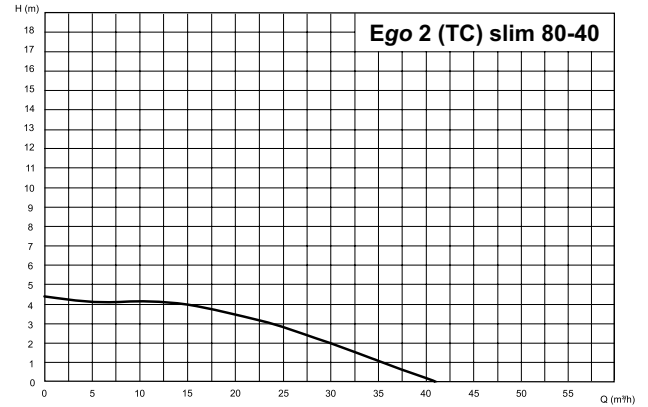
Single and twin flanged electronic circulators in cast iron



Ego 2 (TC) slim 65-180



Ego 2 (TC) slim 80-40



Ego 2 (TC) slim 80-80



Ego 2 (TC) slim 80-120



Ego 2 (TC) slim 80-180



Ego 2 (TC) slim 100-80



Ego 2 slim

Single and twin flanged electronic circulators in cast iron



Ego 2 (TC) slim 100-120



Ego 2 (TC) slim 100-180



Ego 2 slim



Single and twin flanged electronic circulators in cast iron

Selection table

Model	Q=Flow rate													
	l/min	0	100	200	300	400	500	600	700	800	900	1000	1100	1200
	m ³ /h	0	6	12	18	24	30	36	42	48	54	60	66	72
H=Total head [m]														
Ego 2 (TC) slim 32-120		12	9,6	6,6	3,0	-	-	-	-	-	-	-	-	-
Ego 2 (TC) slim 40-40/220		4,4	3,5	1,2	-	-	-	-	-	-	-	-	-	-
Ego 2 (TC) slim 40-40/250		4,4	3,5	1,2	-	-	-	-	-	-	-	-	-	-
Ego 2 (TC) slim 40-80/220		8,1	7,4	5,1	1,2	-	-	-	-	-	-	-	-	-
Ego 2 (TC) slim 40-80/250		8,1	7,4	5,1	1,2	-	-	-	-	-	-	-	-	-
Ego 2 (TC) slim 40-120		12,0	11,0	8,6	4,6	0,3	-	-	-	-	-	-	-	-
Ego 2 (TC) slim 40-180		16,0	15,0	13,0	8,0	2,8	1,4	-	-	-	-	-	-	-
Ego 2 (TC) slim 50-40		4,2	3,3	2,4	1,3	0,2	-	-	-	-	-	-	-	-
Ego 2 (TC) slim 50-80		8,0	7,0	6,0	4,7	3,1	1,4	-	-	-	-	-	-	-
Ego 2 (TC) slim 50-120		12,0	10,0	8,7	6,7	5,1	3,1	0,8	-	-	-	-	-	-
Ego 2 (TC) slim 50-180		16,0	14,0	12,0	9,6	7,3	5,0	2,9	0,6	-	-	-	-	-
Ego 2 (TC) slim 65-40		4,2	3,9	3,2	2,6	1,5	0,3	-	-	-	-	-	-	-
Ego 2 (TC) slim 65-80		8,2	7,5	6,9	6,1	5,2	4,0	2,4	0,9	-	-	-	-	-
Ego 2 (TC) slim 65-120		12,0	11,0	9,8	8,6	7,2	5,8	4,3	2,5	0,7	-	-	-	-
Ego 2 (TC) slim 65-180		18,8	18,2	17,0	15,2	14,0	11,5	9,7	7,2	4,8	2,0	-	-	-
Ego 2 (TC) slim 80-40		4,4	4,4	4	3,7	3	2,1	1,1	-	-	-	-	-	-
Ego 2 (TC) slim 80-80		8,4	8,2	7,7	7,3	6,6	5,7	4,7	3,5	2,0	-	-	-	-
Ego 2 (TC) slim 80/120		12,6	12,5	12,1	11,8	11,0	10,0	8,9	7,2	5,7	4,0	2,2	0,9	-
Ego 2 (TC) slim 80/180		18,9	18,2	17,0	15,3	13,0	11,9	9,9	8,2	6,5	4,8	3,1	1,6	0,5
Ego 2 (TC) slim 100/80		8,6	9,0	9,0	8,9	8,4	7,8	6,7	5,5	4,2	3,0	1,8	-	-
Ego 2 (TC) slim 100/120		12,7	12,9	12,8	12,2	12,0	11,0	9,8	8,2	6,8	5,0	3,2	1,6	0,3
Ego 2 (TC) slim 100/180		18,9	18,0	17,0	15,2	13,0	11,9	10,0	8,1	6,6	4,8	3,2	1,6	0,3

Ego 2 slim



Single and twin flanged electronic circulators in cast iron

Single version - Single phase 230V

Model	Code	EEI (energy efficiency index)	Interaxle [mm]	Pipe connection	P ₁ max [W]	Weight [kg]
Ego 2 slim 32-120	1576000250	≤ 0,20	220	DN32	370	9,1
Ego 2 slim 40-40/220	1576000251	≤ 0,20	220	DN40	110	7,75
Ego 2 slim 40-40/250	1576000252	≤ 0,20	250	DN40	110	8,2
Ego 2 slim 40-80/220	1576000253	≤ 0,20	220	DN40	270	9,15
Ego 2 slim 40-80/250	1576000254	≤ 0,20	250	DN40	270	9,6
Ego 2 slim 40-120	1576000255	≤ 0,20	250	DN40	480	9,95
Ego 2 slim 40-180	1576000256	≤ 0,20	250	DN40	680	14,2
Ego 2 slim 50-40	1576000257	≤ 0,20	280	DN50	160	10,8
Ego 2 slim 50-80	1576000258	≤ 0,20	280	DN50	370	12,35
Ego 2 slim 50-120	1576000259	≤ 0,20	280	DN50	560	13
Ego 2 slim 50-180	1576000260	≤ 0,20	280	DN50	830	15,9
Ego 2 slim 65-40	1576000261	≤ 0,20	340	DN65	230	15,95
Ego 2 slim 65-80	1576000262	≤ 0,20	340	DN65	560	16,65
Ego 2 slim 65-120	1576000263	≤ 0,20	340	DN65	810	19,3
Ego 2 slim 65/180	1576000264	≤ 0,20	340	DN65	1550	24
Ego 2 slim 80-40	1576000265	≤ 0,20	360	DN80	390	23,4
Ego 2 slim 80-80	1576000266	≤ 0,20	360	DN80	800	25,85
Ego 2 slim 80/120	1576000267	≤ 0,20	360	DN80	1380	30
Ego 2 slim 80/180	1576000268	≤ 0,20	360	DN80	1550	30
Ego 2 slim 100/80	1576000269	≤ 0,20	450	DN100	1100	35,5
Ego 2 slim 100/120	1576000270	≤ 0,20	450	DN100	1550	35,5
Ego 2 slim 100/180	1576000271	≤ 0,20	450	DN100	1550	35,5

Twin version - Single phase 230V

Model	Code	EEI (energy efficiency index)	Interaxle [mm]	Pipe connection	P ₁ max [W]	Weight [kg]
Ego 2 TC slim 32-120	1576000272	≤ 0,20	220	DN32	370	20,6
Ego 2 TC slim 40-40/220	1576000273	≤ 0,20	220	DN40	2X1100	14
Ego 2 TC slim 40-40/250	1576000274	≤ 0,20	250	DN40	2X1100	14,75
Ego 2 TC slim 40-80/220	1576000275	≤ 0,20	220	DN40	2x270	16,5
Ego 2 TC slim 40-80/250	1576000276	≤ 0,20	250	DN40	2x270	16,7
Ego 2 TC slim 40-120	1576000277	≤ 0,20	250	DN40	2x480	16,85
Ego 2 TC slim 40-180	1576000278	≤ 0,20	250	DN40	2x680	25
Ego 2 TC slim 50-40	1576000279	≤ 0,20	280	DN50	2x230	20,06
Ego 2 TC slim 50-80	1576000280	≤ 0,20	280	DN50	2x370	22,88
Ego 2 TC slim 50-120	1576000281	≤ 0,20	280	DN50	2x560	24,05
Ego 2 TC slim 50-180	1576000282	≤ 0,20	280	DN50	2x830	29,3
Ego 2 TC slim 65-40	1576000283	≤ 0,20	340	DN65	2x230	32,65
Ego 2 TC slim 65-80	1576000284	≤ 0,20	340	DN65	2x560	33,2
Ego 2 TC slim 65-120	1576000285	≤ 0,20	340	DN65	2x810	38,9
Ego 2 TC slim 65/180	1576000286	≤ 0,20	340	DN65	2X1550	47,5
Ego 2 TC slim 80-40	1576000287	≤ 0,20	360	DN80	2x390	43
Ego 2 TC slim 80-80	1576000288	≤ 0,20	360	DN80	2x800	48,9
Ego 2 TC slim 80/120	1576000289	≤ 0,20	360	DN 80	2X1380	55,7
Ego 2 TC slim 80/180	1576000290	≤ 0,20	360	DN80	2X1550	55,7
Ego 2 TC slim 100/80	1576000291	≤ 0,20	450	DN100	2X1100	59
Ego 2 TC slim 100/120	1576000292	≤ 0,20	450	DN100	2X1550	59
Ego 2 TC slim 100/180	1576000293	≤ 0,20	450	DN100	2X1550	59